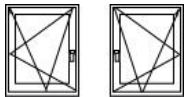
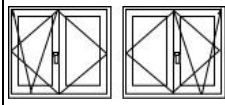
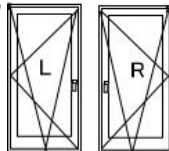
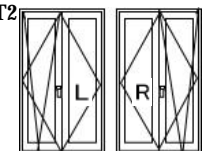




DK						DK2						DKR												
ドレーキップ		H\W	~680	~880	~1080	~1280	~1480	ドレーキップ (両開き)		H\W	~1080	~1280	~1480	~1680	~1880	~2080	内開き丸窓							
	サイズ L	~680	71,800	75,700	78,900	83,500	88,200		L	~680	118,800	121,800	124,900	130,600	135,400	140,400	~680	223,800						
	R	~880	75,800	79,600	82,900	87,500	93,700		R	~880	121,500	126,100	131,300	137,400	143,800	151,200	~880	230,300						
	W: 410mm~1480mm	~1080	77,000	80,800	85,400	93,300	102,000		~1080	126,200	131,800	138,000	147,200	155,400	163,600	~1080	247,400							
	H: 400mm~2650mm	~1280	81,500	89,800	98,900	109,400	119,900		~1280	134,100	141,200	150,100	160,000	169,200	178,400	~1280	276,600							
		~1480	86,100	96,900	107,100	118,600	130,200		~1480	142,300	152,500	162,400	173,500	183,600	193,900	~1480	307,700							
	~1680	92,100	104,000	115,300	127,800			~1680	154,800	166,000	177,000	189,100	200,300	211,600										
	~1880	99,400	112,400	124,700	138,200			~1880	166,200	178,500	190,600	203,600	216,000	228,400										
	~2280	112,600	127,600	142,200	159,300			~2280	190,100	204,400	218,800	233,800	248,200											
DKT						DKT2						DKA												
ドレーキップテラス戸		H\W	~680	~880	~1080	~1280	-	ドレーキップテラス戸(両開き)		H\W	~1080	~1280	~1480	~1680	~1880	~2080	ドレーキップ (アーチ)							
	L	~2080	137,000	151,400	165,100	180,200	-		L	~2080	215,000	228,900	242,600	256,900	270,800	284,600	~680	252,800	256,700	260,000	264,800	272,500		
	R	~2280	143,900	159,300	174,100	191,700	-		R	~2280	227,500	242,100	256,900	272,600	287,100	302,100	~880	250,900	254,700	260,800	270,600	281,300		
		~2480	150,100	166,600	182,600	201,200	-			~2480	238,000	254,000	269,600	286,300	301,900	317,900	~1080	248,900	255,400	265,400	277,600	289,600		
																			~1280	249,600	260,900	272,900	286,400	299,800
																				~1480	250,700	264,800	278,200	293,100
																		~1680	258,000	273,700	288,700	305,100		
																		~1880	266,600	283,900	300,400	318,100		
																		~2280	282,300	302,500	322,500	346,300		
DKA2		H\W	~1080	~1280	~1480	~1680	~1880	~2080	~2280	~2480	~2680	~2880												
ドレーキップ(両開き) (アーチ)		~680	303,400	306,500	309,700	315,500	320,400	325,400	~880	303,000	307,600	313,000	319,100	326,800	336,200	~1080	304,500	310,200	317,100	328,800	339,600	350,400		
		~1280	309,400	317,600	329,300	342,300	354,500	366,700	~1480	312,000	325,600	338,500	352,900	366,400	380,000	~1680	326,600	341,500	356,100	372,100	387,100	402,200		
		~1880	340,100	356,600	372,800	390,200	406,900	423,600	~2280	368,000	387,600	407,400	427,600	447,300	~2480	340,100	356,600	372,800	390,200	406,900	423,600			
		~2880	368,000	387,600	407,400	427,600	447,300																	
FIX		H\W	~680	~880	~1080	~1280	~1480	~1680	~1880	~2080	~2280	~2480	~2680	~2880										
フィックス		~480	40,900	41,800	43,500	46,300	49,000	53,300	57,900	62,200	67,800	73,500	79,100	84,600										
		~680	40,000	41,500	44,800	49,200	54,000	60,600	67,000	73,300	79,900	86,200	92,700	99,000										
		~880	39,500	43,300	48,100	54,600	61,800	68,900	76,000	83,200	90,300	97,400	104,600	113,400										
		~1080	40,500	45,700	52,800	60,700	68,300	76,100	84,000	91,600	100,800	108,700	118,400	126,300										
		~1280	42,200	49,100	57,500	65,700	73,900	82,300	91,900	100,300	110,200	118,900	127,500	142,400										
		~1480	44,400	53,400	62,100	70,900	79,800	90,000	100,400	109,500	118,800	134,100	143,800	153,500										
		~1680	49,900	59,400	69,200	79,000	90,000	101,400	111,400	121,600	138,200	148,900	159,700	170,300										
		~1880	55,100	65,600	76,400	88,200	100,400	111,400	128,500	140,200	151,900	163,700	175,400	187,100										
		~2080	60,300	71,800	83,300	96,300	109,500	121,600	140,200	152,800	165,700	178,400	191,100	215,700										
		~2280	65,700	77,900	91,700	105,800	118,800	138,200	151,900	165,700	179,400	204,400	219,100	233,900										
		~2480	70,900	84,100	98,800	114,100	134,100	148,900	163,700	178,400	204,400	220,200	236,200	251,900										
FIXA		H\W	~680	~880	~1080	~1280	~1480	~1680	~1880	~2080	~2280	~2480	~2680	~2880										
フィックス (アーチ)		~480	132,700	133,600	135,300	138,100	140,800	146,000	151,800	157,200	163,800	170,800	177,400	183,900										
		~680	127,600	129,100	133,000	139,000	145,400	153,700	161,700	169,500	177,800	185,700	193,800	201,700										
		~880	122,900	127,800	134,600	143,100	152,600	161,700	170,900	180,300	189,400	198,600	207,800	220,200										
		~1080	120,200	127,900	137,500	147,900	158,000	168,300	178,800	188,800	201,900	212,400	226,200	236,800										
		~1280	119,000	128,700	140,100	151,100	162,100	173,500	187,200	198,500	212,900	224,800	236,500	260,200										
		~1480	119,500	131,700	143,600	155,600	167,900	182,500	197,500	210,100	223,000	247,300	260,900	274,800										
		~1680	126,300	139,600	153,000	166,600	182,500	199,000	213,100	227,400	253,800	269,000	284,500	299,600										
		~2080	139,300	155,600	171,600	190,600	210,100	227,400	256,900	275,300	294,000	312,400	330,900	371,900										
		~2280	146,200	163,500	183,500	204,400	223,000	253,800	273,700	294,000	314,000	355,500	377,400	399,400										
		~2480	152,700	171,500	193,100	215,800	247,300	269,000	290,900	312,400	355,500	379,100	403,100	426,500										

\* 枠材:モアビ

\* 塗装込(静電噴射工場塗装)

\* 標準ハンドル・金物込み

\* 網戸:別途

\* 水切り・額縁・運賃・取付費含みません。

\* 硝子:複層23mm=4mm(LOW-E)+15mm(U)ロコンガス)+4mm(U値=1.1W/m<sup>2</sup>・h);高断熱ガラス仕様+20%;トリプルガラス(U値=0.7)+断熱スペーサー。

\* サイズは原則フリー(金物強度の範囲内)

HS  
へーベシーベ

	2SD +86,100	H4D +132,600	SSV +100%	O64 +73,200	H3D +19,900													
H\W	~1880	~2080	~2280	~2480	~2680	~2880	~3080	~3280	~3480	~3680	~3880	~4080	~4280	~4480	~4680	~4880	~5080	~5280
~2080	403,900	420,000	436,500	452,700	471,800	488,600	504,900	533,100	550,200	566,900	583,500	613,900	639,900	657,400	674,700	692,500	710,000	727,300
~2280	421,500	439,100	456,400	476,700	494,500	515,400	533,100	559,200	577,500	609,200	627,700	646,700	673,600	692,300	711,200	729,800	748,600	767,100
~2480	439,900	458,200	479,600	498,300	520,600	539,500	558,400	599,400	619,400	639,300	659,600	679,300	707,400	727,400	747,500	767,400	787,400	833,600

KS  
キップシーベ

	H\W	~1880	~2080	~2280	~2480	~2680	~2880	~3080	~3280	~3480	~3680
~2080	461,300	477,400	493,700	510,400	529,600	546,000	565,500	584,200	600,600	612,900	
~2280	477,100	494,000	511,400	532,600	549,900	570,800	588,400	608,300	626,100	653,200	
~2480	494,300	512,700	533,900	553,400	575,200	594,200	613,300	647,600	667,500	683,100	

SV  
折り戸

障子枚数	3	3	3	3	4	4	4	4	4	5	5	5	5	6	6	6	6	6
H\W	~2280	~2480	~2680	~2880	~3080	~3280	~3480	~3680	~3880	~4080	~4280	~4480	~4680	~4880	~5080	~5280	~5480	~5680
~2080	630,700	649,600	668,100	687,200	813,200	831,900	850,600	868,700	887,600	1,077,400	1,096,600	1,115,100	1,133,700	1,326,100	1,344,700	1,363,500	1,382,100	1,400,900
~2280	652,800	673,000	693,100	713,300	842,400	862,300	882,300	902,300	922,500	1,115,300	1,135,900	1,155,900	1,175,900	1,371,100	1,391,400	1,411,700	1,431,000	1,451,300
~2480	674,900	696,200	717,700	739,100	871,900	892,500	913,800	935,000	956,500	1,153,600	1,174,900	1,196,300	1,217,700	1,416,700	1,437,600	1,458,500	1,479,500	1,501,400

HS(腰窓)  
sliding  
108(003x2)

H\W	~1080	~1280	~1480	~1680	~1880
~680	237,600	243,600	249,800	261,200	270,800
~880	243,000	252,200	262,600	274,800	287,600
~1080	252,400	263,600	276,000	294,400	310,800
~1280	268,200	282,400	300,200	320,000	338,400
~1480	284,600	305,000	324,800	347,000	367,200
~1680	309,600	332,000	354,000	378,200	400,600

ガラリ戸

H\W	クラシック	650~	650~	ラスティック	650~	650~	パノ	~650	650~
~640	46,500	51,600	40,600	45,300	40,600	45,300	40,600	45,300	
~740	47,900	54,100	41,700	47,300	41,700	47,300	41,700	47,300	
~840	48,500	55,300	42,600	47,800	42,600	47,800	42,600	47,800	
~940	48,900	55,600	43,200	48,200	43,200	48,200	43,200	48,200	
~1040	50,600	57,900	44,600	50,900	44,600	50,900	44,600	50,900	
~1140	52,600	60,800	45,900	53,200	45,900	53,200	45,900	53,200	
~1240	54,400	64,900	47,300	57,000	47,300	57,000	47,300	57,000	
~1340	58,500	69,300	50,300	61,000	50,300	61,000	50,300	61,000	
~1440	61,200	74,200	52,600	64,500	52,600	64,500	52,600	64,500	
~1540	61,800	78,600	53,800	67,700	53,800	67,700	53,800	67,700	
~1840	71,300	88,800	61,600	77,600	61,600	77,600	61,600	77,600	
~2040	77,000	94,600	66,700	84,300	66,700	84,300	66,700	84,300	
~2140	80,300	98,400	69,100	87,800	69,100	87,800	69,100	87,800	
~2240	85,100	103,400	73,000	91,300	73,000	91,300	73,000	91,300	
アーチ		+85,400		+8,600		+8,600		+57,700	

延長枠

P1	5,400/m
P2	4,700/m
P3	3,500/m
P4	4,000/m
P7	3,800/m
P8	2,800/m
P9	3,000/m
P10	10,100/m
P26	8,300/m
P31	7,300/m

格子  
P20/n

形式	+	-
2分割	9,500	
3分割		11,800
4分割	18,100	14,000
6分割	23,800	18,500
8分割	29,600	22,900
9分割	32,500	25,200
10分割	35,400	27,400
+1分割	2,900	2,300

\*枠材:モアビ  
\*塗装込(静電噴射工場塗装)  
\*標準ハンドル・金物込み

\*網戸:別途  
\*水切り・額縁・運賃・取付費含みません。  
\*硝子:複層23mm=4mm(Low-E)+15mm((2)ンガス)+4mm(U値=1.1W/m²・h);高断熱ガラス仕様+20%;トリプルガラス(U値=0.7)+断熱スペーサー。

\*サイズは原則フリー(金物強度の範囲内)

A	B	C	F	D	DM	DC	DCM	E	HY	G	GM	GD	MG	Q*	U	UM	UV	UZ	UVD
340,200	357,000	374,300	386,100	397,900	420,900	418,600	441,700	461,800	513,900	478,400	496,800	478,400	429,900	448,800	397,900	420,900	468,900	468,300	455,300

X	L	LU	M	MU	ML	ZP9	ZP10	ZP2	ZP3	RA	RB	RAU	RBM	RBU	UX	UT	UR	UP	UK
454,700	352,700	352,700	362,900	362,900	372,100	551,900	445,600	544,600	524,000	426,900	426,900	455,300	441,200	441,200	493,300	493,300	493,300	493,300	508,000

AP5	GX	GH	GY	GB	QB	QBP	QG	EBC	EVC	ER	ERG	EB	EBG	EM	EP	EH	EV	EX	EL
483,900	517,600	559,100	536,000	481,000	474,300	474,300	454,900	495,700	585,000	440,900	447,300	454,700	460,500	467,700	480,900	480,900	480,900	480,900	487,600

EK	EG	XR	XV	XT	MM	XS	XC	ES	XH	Y	RY	Z	ZML	ZML	DP10	060+FT	037+I
481,100	487,600	460,900	467,300	447,300	392,800	454,700	486,500	488,000	488,000	480,400	431,400	397,900	433,200	433,200	445,600	200,100	#VALUE!

\*枠材:モアビ

\*塗装込(静電噴射工場塗装)

\*ハンドル・三点ロック・シリンダー含む

\*硝子:23mm=4mm(LOW-E)+15mm(アルゴンガス)+4mm(U値=1.1W/m<sup>2</sup>・h)

\*水切り・額縁・運賃・取付費含みません。

\*サイズはフリー(価格設定は内開きW980 x H2030/外開き+10%)